

GENTLE SPIRAL FIT BACK



RELAX
SERIES



The Relax Spiral Fit Back with *Gentle* laterals is suited for users needing moderate mid-line support. Provides 10" of lower Thoracic support. This back is suited for users needing complex postural support and spinal adjustments. Accommodates for curvature of the spine allowing for comfortable posterior pelvic tilt.

Quick Reference Guide

RELAX SERIES - GENTLE SPIRAL BACK

STANDARD	CUSTOM WIDTH	CUSTOM HEIGHT
ADP: SEBWM0030	ADP: SEBWM0030 & SEBWM0035	ADP: SEBWM0030 & SEBWM0040

Height: 18"

Width: 16" & 18"

Height: 18"

Width: All except 16" & 18"

Height: All except 18"

Width: 16" & 18"

Available Heights: 16", 18" & 20"

CUSTOM

ADP: **SEBWM0030** W= **SEBWM0035** & H= **SEBWM0040**

Part Number: Refer below

PART NUMBERS


KTBS (W X H) **Gentle Laterals**

Fill in width (W) and height (H) to get part number.

E.g. For a W = 15" and H = 17" Back; Part number would be KTBS1517

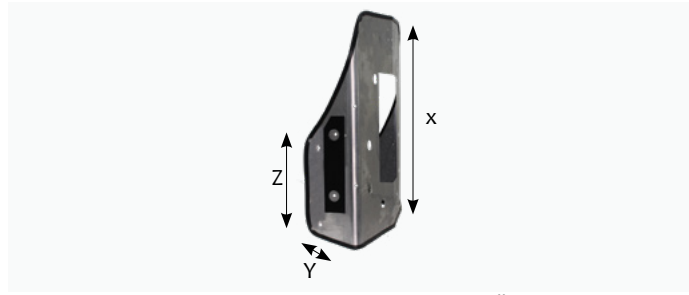
OVERLAYS

* Foam Pad * Visco * Gel



ADP: SEBND0015 SEBND0015 SEBND0020

* Up-charge items



X = Standard shell height 18"
 Y = Lateral depth 3" finished
 Z = Lateral height 10"

CUSTOMIZE ANYTHING

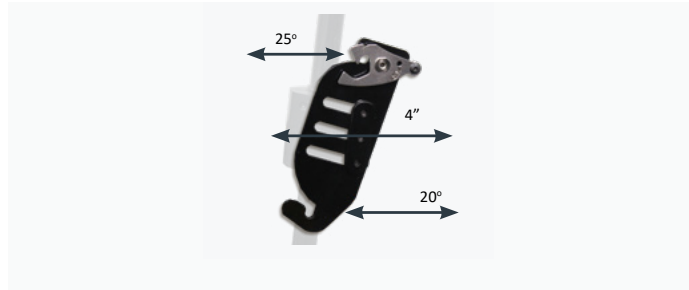
Power Plus Mobility's advanced machinery specializes in manufacturing custom parts to customers' specifications from either a drawing or a sample. The parts we manufacture can be simple or more complex and can be manufactured in small or large quantities. Contact your local sales representative with your specifications.

KEY FEATURES

- Gentle fit back with cutout that allows for curvature of the spine
- Comfortable High Resilience Foam
- 3lbs Aluminum, Light Weight Shell
- Pre Punched holes to mount headrest and laterals
- Easy to Install and Remove
- Height Adjustable
- TEK4 Waterproof material at the bottom of back for easy clean up



5 Points of Tension Adjustability



Accommodates Pelvic rotation and will allow for full back support with 25° of posterior and 20° of anterior adjustability.

SPECIFICATIONS	RELAX SERIES - SPIRAL FIT BACK
ADP	SEBWM0030 W= SEBWM0035 & H= SEBWM0040
STANDARD WIDTH RANGE	16" - 18"
CUSTOM WIDTH RANGE	15" or less and 19" or more
STANDARD HEIGHT RANGE	18"
CUSTOM HEIGHT RANGE	17" or less and 19" or more
AVAILABLE HARDWARE STYLES	One style which is universal to all our backs
ANGLE ADJUSTABLE	25° anterior adjustability, 20° of posterior adjustability
WIDTH ADJUSTABLE	2" of adjustability through the pins on the back
FITS TUBING SIZE	7/8" tubing or 1"
HEADREST MOUNT	Backs pre-drilled for headrest supports and lateral supports
FINISHED HEIGHT	Back Shell Size +2"