

FULL FIT BACK



RELAX SERIES

The **Relax Full Fit** is an aluminum light weight formed back with hardware that allows for multiple adjustments. The Relax Full Fit with its very aggressive laterals is suited for users needing complex postural support and spinal alignment.

Quick Reference Guide

RELAX SERIES - FULL FIT BACK	
STANDARD ADP: SEBWM0010	CUSTOM SIZES ADP: SEBWM0015
Height: 18" Width: 16" & 18"	Height: All except 18" Width: All except 16" & 18"

Part Number: Refer below

PART NUMBERS


DU(W X H) Full Fit Laterals

Fill in width (W) and height (H) to get part number.

E.g. For a W = 15" and H = 17" Back; Part number would be DU1517


OVERLAYS

* Foam Pad * Visco * Gel



ADP: SEBND0015 SEBND0015 SEBND0020

* Up-charge items



X = Standard shell height 18"
 Y = Lateral depth 5" finished
 Z = Lateral height 10"

CUSTOMIZE ANYTHING

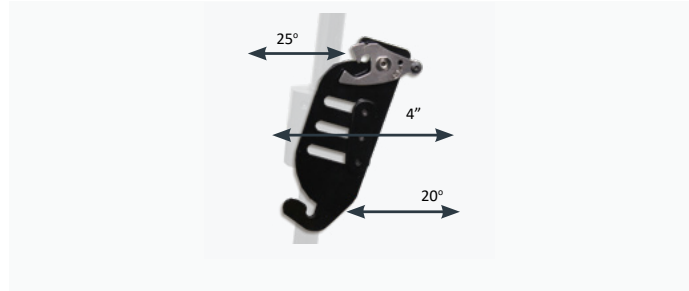
Power Plus Mobility's advanced machinery specializes in manufacturing custom parts to customers' specifications from either a drawing or a sample. The parts we manufacture can be simple or more complex and can be manufactured in small or large quantities. Contact your local sales representative with your specifications.

KEY FEATURES

- Provides aggressive laterals for complex posture support
- Comfortable High Resilience Foam
- 3 lbs. Aluminum, Light Weight Shell
- Pre Punched holes to mount headrest and laterals
- Adjustable/Removable Lumbar Support
- Easy to Install and Remove
- Height Adjustable
- TEK4 Waterproof material at the bottom of back for easy clean up



Inner Foam and Incontinent Cover



Accommodates Pelvic rotation and will allow for full back support with 25° of posterior and 20° of anterior adjustability.

SPECIFICATIONS	RELAX SERIES - FULL FIT BACK
ADP	SEBWM0010 & SEBWM0015
STANDARD WIDTH RANGE	16" - 18"
CUSTOM WIDTH RANGE	15" or less and 19" or more
STANDARD HEIGHT RANGE	18"
CUSTOM HEIGHT RANGE	17" or less and 19" or more
AVAILABLE HARDWARE STYLES	One style which is universal to all our backs
ANGLE ADJUSTABLE	25° anterior adjustability, 20° of posterior adjustability
WIDTH ADJUSTABLE	2" of adjustability through the pins on the back
FITS TUBING SIZE	7/8" tubing or 1"
HEADREST MOUNT	Backs pre-drilled for headrest supports and lateral supports
FINISHED HEIGHT	Back Shell Size +2"

FULL FIT BACK

RELAX