

SNUG FIT BACK



RELAX
SERIES



The Relax Snug Fit is an aluminum light weight formed back with hardware that allows for multiple adjustments. The Relax Snug Fit with its open hip laterals is suited for users needing complex postural support and spinal alignment. Provides 7" of mid Thoracic support.

Quick Reference Guide

RELAX SERIES - SNUG FIT BACK

STANDARD	CUSTOM WIDTH	CUSTOM HEIGHT
ADP: SEBWM0027	ADP: SEBWM0027 & SEBWM0035	ADP: SEBWM0027 & SEBWM0040
Height: 18" Width: 16" & 18"	Height: 18" Width: All except 16" & 18"	Height: All except 18" Width: 16" & 18"

Available Heights: 16", 18" & 20"

CUSTOM

ADP: **SEBWM0027** W= **SEBWM0035** & H= **SEBWM0040**

Part Number: Refer below


PART NUMBERS

MDU(W X H) **Snug Laterals**

Fill in width (W) and height (H) to get part number.


E.g. For a W = 15" and H = 17" Back; Part number would be MDU1517

OVERLAYS



ADP: SEBND0015 SEBND0015 SEBND0020

* Up-charge items



W = Standard shell height 18"
 X = Lateral depth 5" finished
 Y = Space below lateral 4"
 Z = Lateral height 6" above cutout

CUSTOMIZE ANYTHING

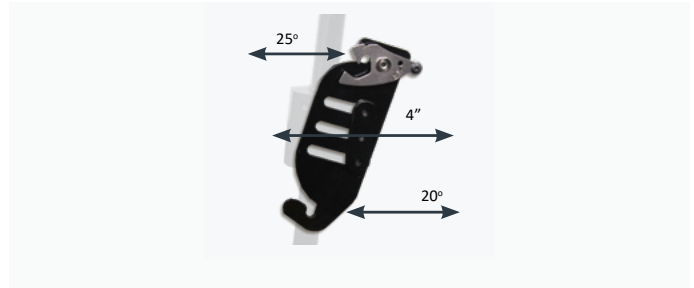
Power Plus Mobility's advanced machinery specializes in manufacturing custom parts to customers' specifications from either a drawing or a sample. The parts we manufacture can be simple or more complex and can be manufactured in small or large quantities. Contact your local sales representative with your specifications.

KEY FEATURES

- Provides complex postural support with open hip laterals
- Comfortable High Resilience Foam
- 3 lbs. Aluminum, Light Weight Shell
- Pre Punched holes to mount headrest and laterals
- Easy to Install and Remove
- Height Adjustable
- TEK4 Waterproof material at the bottom of back for easy clean up



Inner Foam and Incontinent Cover



Accommodates Pelvic rotation and will allow for full back support with 25° of posterior and 20° of anterior adjustability.

SPECIFICATIONS	RELAX SERIES - SNUG FIT BACK
ADP	SEBWM0027 W= SEBWM0035 & H= SEBWM0040
STANDARD WIDTH RANGE	16" - 18"
CUSTOM WIDTH RANGE	17" or less and 19" or more
STANDARD HEIGHT RANGE	18"
CUSTOM HEIGHT RANGE	17" or less and 19" or more
AVAILABLE HARDWARE STYLES	One style which is universal to all our backs
ANGLE ADJUSTABLE	25° anterior adjustability, 20° of posterior adjustability
WIDTH ADJUSTABLE	2" of adjustability through the pins on the back
FITS TUBING SIZE	7/8" tubing or 1"
HEADREST MOUNT	Backs pre-drilled for headrest supports and lateral supports
FINISHED HEIGHT	Back Shell Size +2"

SNUG FIT BACK

RELAX