

RELAX SERIES

RELAX

PERSONAL FORM BACK

MSRP: \$990



The **Relax Personal Form Back** is a Personal Back with removable cube. These cubes are removable to custom fit for spinal anomalies.

Quick Reference Guide

RELAX SERIES - PERSONAL FORM BACK

STANDARD ADP: SEBWM0026	CUSTOM WIDTH ADP: SEBWM0026 & SEBWM0035	CUSTOM HEIGHT ADP: SEBWM0026 & SEBWM0040
Height: 18" Width: 16" & 18"	Height: 18" Width: All except 16" & 18"	Height: All except 18" Width: 16" & 18"

CUSTOM HEIGHT & WIDTH

ADP: **SEBWM0026**, W= **SEBWM0035** & H= **SEBWM0040**

Height: All except 18" Width: All except 16" & 18" Part Number: Refer below

PART NUMBERS


SHUF (W X H) **No Laterals**

Fill in width (W) and height (H) to get part number.

E.g. For a W = 15" and H = 17" Back; Part number would be PFBF1517

Poly Foam Cubes Part Numbers:

QUB2x2	Poly Foam Cubes 2x2
QUB3x2	Poly Foam Cubes 3x2




X = Standard shell height 18"



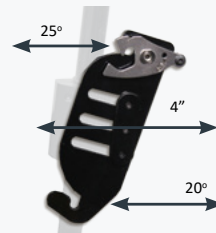
Removable Cube Foam



Rear Back Angle



Reposition pin hardware back by 1" on the shell.
Optional 1" longer pins to mount a smaller back on a wider chair



Accommodates Pelvic rotation and will allow for full back support with 25° of posterior and 20° of anterior adjustability.

KEY FEATURES

- Wide range of laterals with removable cubes for custom fit
- Comfortable High Resilience Foam
- 3 lbs. Aluminum, Light Weight Shell
- Pre Punched holes to mount headrest and laterals
- Adjustable/Removable Lumbar Support
- Easy to Install and Remove
- Height Adjustable
- TEK4 Waerproof material at the bottom of back for easy clean up

OVERLAYS

* Foam Pad	* Visco	* Gel
ADP: SEBND0015	SEBND0015	SEBND0020

* Up-charge items

SPECIFICATIONS	RELAX SERIES - FORM FIT BACK
ADP	SEBWM0026, W= SEBWM0035 & H= SEBWM0040
STANDARD WIDTH RANGE	16" - 18"
CUSTOM WIDTH RANGE	15" or less and 19" or more
STANDARD HEIGHT RANGE	18"
CUSTOM HEIGHT RANGE	17" or less and 19" or more
AVAILABLE HARDWARE STYLES	One style which is universal to all our backs
ANGLE ADJUSTABLE	25° anterior adjustability, 20° of posterior adjustability
WIDTH ADJUSTABLE	2" of adjustability through the pins on the back
FITS TUBING SIZE	7/8" tubing or 1"
HEADREST MOUNT	Backs pre-drilled for headrest supports and lateral supports
FINISHED HEIGHT	Back Shell Size +2"