

# RELAX SERIES

## RELAX

## GENTLE SPIRAL BACK



**MSRP: \$1005**



The Relax Gentle Spiral Back with mild laterals is suited for users needing moderate mid-line support. Provides 10" of lower Thoracic support. This back is suited for users needing complex postural support and spinal adjustments. Accommodates for curvature of the spine allowing for comfortable posterior pelvic tilt.

### Quick Reference Guide

RELAX SERIES - GENTLE SPIRAL BACK		
<b>STANDARD</b> ADP: <b>SEBWM0030</b>	<b>CUSTOM WIDTH</b> ADP: <b>SEBWM0030 &amp; SEBWM0035</b>	<b>CUSTOM HEIGHT</b> ADP: <b>SEBWM0030 &amp; SEBWM0040</b>
Height: 18" Width: 16" & 18"	Height: 18" Width: All except 16" & 18"	Height: All except 18" Width: 16" & 18"
Available Heights: 16", 18" & 20"		

**CUSTOM**  
ADP: **SEBWM0030** W= **SEBWM0035** & H= **SEBWM0040**

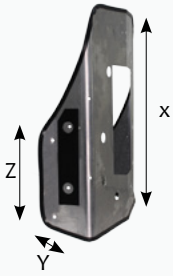
Part Number: Refer below

### PART NUMBERS

KTBS (W X H) **Gentle Laterals**

Fill in width (W) and height (H) to get part number.

E.g. For a W = 15" and H = 17" Back; Part number would be KTB1517




X = Standard shell height 18"  
 Y= Lateral depth 3" finished  
 Z= Lateral height 10"



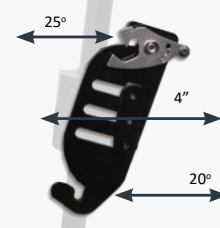
Flat View of the Back



5 Points of Tension Adjustability



Reposition pin hardware back by 1" on the shell.  
 Optional 1" longer pins to mount a smaller back on a wider chair



Accommodates Pelvic rotation and will allow for full back support with 25° of posterior and 20° of anterior adjustability.

### KEY FEATURES

- Wide range of laterals with cutout that allows for curvature of the spine
- Comfortable High Resilience Foam
- 3lbs Aluminum, Light Weight Shell
- Pre Punched holes to mount headrest and laterals
- Adjustable/Removable Lumbar Support
- Easy to Install and Remove
- Height Adjustable
- TEK4 Waerproof material at the bottom of back for easy clean up

### OVERLAYS

* Foam Pad	* Visco	* Gel
ADP: SEBND0015	ADP: SEBND0015	ADP: SEBND0020

\* Up-charge items

SPECIFICATIONS	RELAX SERIES - SPIRAL FIT BACK
ADP	<b>SEBWM0030 W= SEBWM0035 &amp; H= SEBWM0040</b>
STANDARD WIDTH RANGE	16" - 18"
CUSTOM WIDTH RANGE	15" or less and 19" or more
STANDARD HEIGHT RANGE	18"
CUSTOM HEIGHT RANGE	17" or less and 19" or more
AVAILABLE HARDWARE STYLES	One style which is universal to all our backs
ANGLE ADJUSTABLE	25° anterior adjustability, 20° of posterior adjustability
WIDTH ADJUSTABLE	2" of adjustability through the pins on the back
FITS TUBING SIZE	7/8" tubing or 1"
HEADREST MOUNT	Backs pre-drilled for headrest supports and lateral supports
FINISHED HEIGHT	Back Shell Size +2"