


FIRM CUSHION



RELAX SERIES



Waterproof zipper seals in the cushion and prevents fluids from entering inside of the cover.



Firm Cushion Layered

The **Relax Firm** cushion provides integrated wedges within the cushion will allow for a off-loading effect from the Ischial Tuberosities onto the lateral shelf. The waterfall front edge of the cushion will accommodate foot propulsion or tight hamstrings. An increased open pelvic support area allows for greater distribution of pressure and greater pelvic support.

Quick Reference Guide

RELAX SERIES - FIRM CUSHION

ADP: **SESWM0040**

Width = 18" and up

Part Number: Refer below

Length = 18" and up

PART NUMBERS

Part Number: RF(W X L)


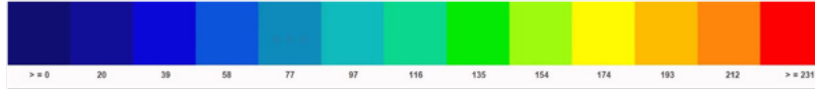
Fill in width (W) and length (L) to get part number.

E.g. For a W = 15 and L = 17 Cushion; Part number would be RF1517

COVER OPTIONS

Part Number	Description	ADP Codes
RF-BCOV	Bariatric Cover	SESND1060

Pressure Reading Scale in mm-Hg



Pressure Map	Relax Firm
Duration	1 hr
Weight	125 lbs./57 Kg
Average Pressure	30 mm-Hg

Pressure Map	Relax Firm
Duration	1 hr
Weight	200 lbs./57 Kg
Average Pressure	30 mm-Hg

CUSTOMIZE ANYTHING

Power Plus Mobility's advanced machinery specializes in manufacturing custom parts to customers' specifications from either a drawing or a sample. The parts we manufacture can be simple or more complex and can be manufactured in small or large quantities. Contact your local sales representative with your specifications.

KEY FEATURES

- Integrated wedges to help offloading
- Multiple layers of foam density allows for comfortable pelvic support and pressure relief
- Water Fall Front for Thigh Support and Comfort
- Abductor for Comfort and Proper Thigh Positioning
- Incontinent Inner Cover
- Superior Pressure Reduction for Bariatric Users
- Easy Clean, Incontinent, Four Way Stretch Outer Cover

OVERLAYS



ADP: SEBND0015 SEBND0020

* Up-charge items

SPECIFICATIONS	RELAX SERIES - FIRM CUSHION
ADP	SESWM0040
PRODUCT WEIGHT	4 lbs. (16" x 18")
WIDTH	18" and Up
DEPTH	18" and Up
HEIGHT	3.75"
WEIGHT CAPACITY	Up to 600 lbs.