

SEATING BOOKLET



ALL NEW PERSONAL FIT BACK
AND AIR CUSHION!



CHECK INSIDE!

WE CHANGED,
TO SERVE YOU
BETTER.

Welcome home

POWER PLUS MOBILITY

PROUDLY CANADIAN

We are always proud to tell our customers that our products are all made in Canada. Not only does this allow us to enhance and innovate our products more quickly and efficiently, but it also produces many jobs for hard-working Canadians. With the business you give us, we are able to continually provide jobs and in return, our products help you in ways that break down boundaries that once were in place. It's a "win-win" and that just further solidifies for us to always make products closer to home. From the very beginning, we started with the design and assembly of our products done right in Canada and that process has never changed. We want to thank you for supporting companies like us who believe in local work rather than outsourcing and allowing us to say Power Plus Mobility creates products Made in Canada!



***PROUDLY
CANADIAN***

CONTENTS

PERSONAL FIT BACK	02
GENTLE FIT BACK.....	04
GENTLE FORM FIT BACK	06
GENTLE SPIRAL FIT BACK	08
FULL FIT BACK.....	10
FULL FORM FIT BACK.....	12
FULL SPIRAL FIT BACK.....	14
SNUG FIT BACK	16
SNUG FORM FIT BACK	18
SNUG SPIRAL FIT BACK	20
TENSION ADJUSTABLE BACK.....	22
SOFT CUSHION	24
COMFY CUSHION.....	26
FIRM CUSHION	28
AIRFLOW CUSHION	30
HEADREST.....	32
ACCESSORIES	34



Welcome home

PERSONAL FIT BACK



RELAX SERIES

The Relax Personal Fit is an aluminum light weight formed back with hardware that allows for multiple adjustments.


Quick Reference Guide		
RELAX SERIES - PERSONAL FIT BACK		
STANDARD ADP: SE0001590	CUSTOM WIDTH ADP: SEBWM0035 & SE0001590	CUSTOM HEIGHT ADP: SEBWM0040 & SE0001590
Height: 18" Width: 16" & 18"	Height: 18" Width: All except 16" & 18"	Height: All except 18" Width: 16" & 18"
CUSTOM HEIGHT & WIDTH ADP: SE0001590 , W= SEBWM0035 & H= SEBWM0040		
Height: All except 18"	Width: All except 16" & 18"	Part Number: Refer below
PART NUMBERS		
PFBF (W X H) No Laterals		
Fill in width (W) and height (H) to get part number.		
E.g. For a W = 15" and H = 17" Back; Part number would be PFBF1517		

OVERLAYS

* Foam Pad

* Visco

* Gel



ADP:

SEBND0015

SEBND0015

SEBND0020

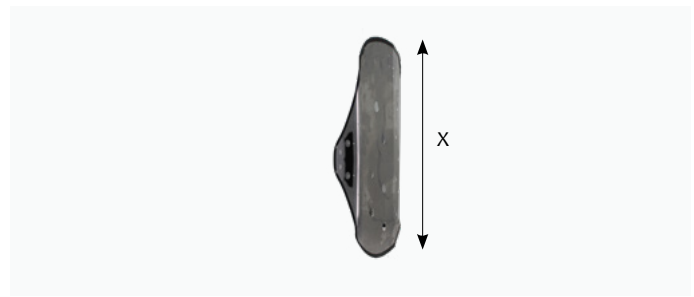
* Up-charge items

CUSTOMIZE ANYTHING

Power Plus Mobility's advanced machinery specializes in manufacturing custom parts to customers' specifications from either a drawing or a sample. The parts we manufacture can be simple or more complex and can be manufactured in small or large quantities. Contact your local sales representative with your specifications.

KEY FEATURES

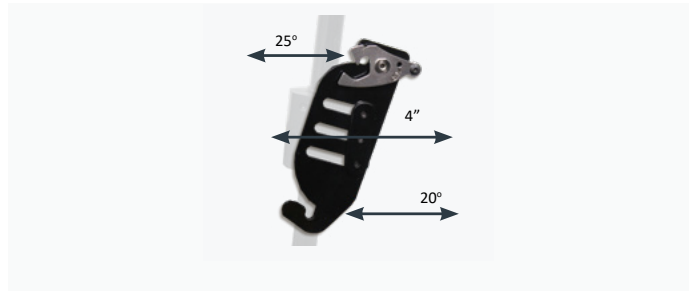
- Comfortable High Resilience Foam
- 3 lbs. Aluminum, Light Weight Shell
- Pre Punched holes to mount headrest and laterals
- Easy to Install and Remove
- Height Adjustable
- TEK4 Waterproof material at the bottom of back for easy clean up



X = Standard shell height 18"



Rear Back Angle



Accommodates Pelvic rotation and will allow for full back support with 25° of posterior and 20° of anterior adjustability.

PERSONAL FIT BACK

RELAX

SPECIFICATIONS	RELAX SERIES - PERSONAL FIT BACK
ADP	SE0001590, CUSTOM W= SEBWM0035 & CUSTOM H= SEBWM0040
STANDARD WIDTH RANGE	16" - 18"
CUSTOM WIDTH RANGE	15" or less and 19" or more
STANDARD HEIGHT RANGE	18"
CUSTOM HEIGHT RANGE	17" or less and 19" or more
AVAILABLE HARDWARE STYLES	One style which is universal to all our backs
ANGLE ADJUSTABLE	25° anterior adjustability, 20° of posterior adjustability
WIDTH ADJUSTABLE	2" of adjustability through the pins on the back
FITS TUBING SIZE	7/8" tubing or 1"
HEADREST MOUNT	Backs pre-drilled for headrest supports and lateral supports
FINISHED HEIGHT	Back Shell Size +2"

GENTLE FIT BACK



RELAX
SERIES

The Relax Gentle Fit Back is made with mild laterals is suited for users needing moderate mid-line support. This back rest also provides 10 inches of lower thoracic support.

Quick Reference Guide

RELAX SERIES - GENTLE FIT BACK	
STANDARD ADP: SEBWM0020	CUSTOM SIZES ADP: SEBWM0025
Height: 18" Width: 16" & 18"	Height: All except 18" Width: All except 16" & 18"

Part Number: Refer below

PART NUMBERS

SUB(W X H) **Gentle Laterals**

Fill in width (W) and height (H) to get part number.


E.g. For a W = 15" and H = 17" Back; Part number would be SUB1517

OVERLAYS

* Foam Pad

* Visco

* Gel




ADP:

SEBND0015

SEBND0015

SEBND0020

* Up-charge items



X = Standard shell height 18"
 Y = Lateral depth 3" finished
 Z = Lateral height 10"

CUSTOMIZE ANYTHING

Power Plus Mobility's advanced machinery specializes in manufacturing custom parts to customers' specifications from either a drawing or a sample. The parts we manufacture can be simple or more complex and can be manufactured in small or large quantities. Contact your local sales representative with your specifications.

KEY FEATURES

- Provides moderate midline support
- Comfortable High Resilience Foam
- 3 lbs. Aluminum, Light Weight Shell
- Pre Punched holes to mount headrest and laterals
- Easy to Install and Remove
- Height Adjustable
- Suited for freedom support
- TEK4 Waterproof material at the bottom of back for easy clean up



Rear Back Angle



Accommodates Pelvic rotation and will allow for full back support with 25° of posterior and 20° of anterior adjustability.

GENTLE FIT BACK

RELAX

SPECIFICATIONS	RELAX SERIES - GENTLE FIT BACK
ADP	SEBWM0020 & SEBWM0025
STANDARD WIDTH RANGE	16" - 18"
CUSTOM WIDTH RANGE	15" or less and 19" or more
STANDARD HEIGHT RANGE	18"
CUSTOM HEIGHT RANGE	17" or less and 19" or more
AVAILABLE HARDWARE STYLES	One style which is universal to all our backs
ANGLE ADJUSTABLE	25° anterior adjustability, 20° of posterior adjustability
WIDTH ADJUSTABLE	2" of adjustability through the pins on the back
FITS TUBING SIZE	7/8" tubing or 1"
HEADREST MOUNT	Backs pre-drilled for headrest supports and lateral supports
FINISHED HEIGHT	Back Shell Size +2"

GENTLE FORM FIT BACK



RELAX SERIES

The Relax Form Fit Back with *Gentle* laterals is suited for users needing moderate mid-line support. Provides 10" of lower Thoracic support. This back also comes with cubes that are removable to custom fit for spinal anomalies.

Quick Reference Guide

RELAX SERIES - GENTLE FORM BACK

STANDARD ADP: SEBWM0026	CUSTOM WIDTH ADP: SEBWM0026 & SEBWM0035	CUSTOM HEIGHT ADP: SEBWM0026 & SEBWM0040
Height: 18" Width: 16" & 18"	Height: 18" Width: All except 16" & 18"	Height: All except 18" Width: 16" & 18"
Available Heights: 16", 18" & 20"		

CUSTOM

ADP: **SEBWM0026** W= **SEBWM0035** & H= **SEBWM0040**

Part Number: Refer below

PART NUMBERS

SHUS (W X H) **Gentle Laterals**

Fill in width (W) and height (H) to get part number.

E.g. For a W = 15" and H = 17" Back; Part number would be SHUS1517

Poly Foam Cubes Part Numbers:


QUB6x6	Poly Foam Cubes 6x6
QUB12x12	Poly Foam Cubes 12x12

OVERLAYS

* Foam Pad

* Visco

* Gel




ADP:

SEBND0015

SEBND0015

SEBND0020

* Up-charge items



X = Standard shell height 18"
Y = Lateral depth 3" finished
Z = Lateral height 10"

CUSTOMIZE ANYTHING

Power Plus Mobility's advanced machinery specializes in manufacturing custom parts to customers' specifications from either a drawing or a sample. The parts we manufacture can be simple or more complex and can be manufactured in small or large quantities. Contact your local sales representative with your specifications.



Inner Foam and Incontinent Cover



Accommodates Pelvic rotation and will allow for full back support with 25° of posterior and 20° of anterior adjustability.

KEY FEATURES

- Gentle laterals with removable cubes for custom fit
- Comfortable High Resilience Foam
- 3 lbs. Aluminum, Light Weight Shell
- Pre Punched holes to mount headrest and laterals
- Easy to Install and Remove
- Height Adjustable
- TEK4 Waterproof material at the bottom of back for easy clean up

SPECIFICATIONS	RELAX SERIES - FORM FIT BACK
ADP	SEBWM0026 W= SEBWM0035 & H= SEBWM0040
STANDARD WIDTH RANGE	16" - 18"
CUSTOM WIDTH RANGE	15" or less and 19" or more
STANDARD HEIGHT RANGE	18"
CUSTOM HEIGHT RANGE	17" or less and 19" or more
AVAILABLE HARDWARE STYLES	One style which is universal to all our backs
ANGLE ADJUSTABLE	25° anterior adjustability, 20° of posterior adjustability
WIDTH ADJUSTABLE	2" of adjustability through the pins on the back
FITS TUBING SIZE	7/8" tubing or 1"
HEADREST MOUNT	Backs pre-drilled for headrest supports and lateral supports
FINISHED HEIGHT	Back Shell Size +2"

GENTLE SPIRAL FIT BACK



RELAX
SERIES



The Relax Spiral Fit Back with *Gentle* laterals is suited for users needing moderate mid-line support. Provides 10" of lower Thoracic support. This back is suited for users needing complex postural support and spinal adjustments. Accommodates for curvature of the spine allowing for comfortable posterior pelvic tilt.

Quick Reference Guide

RELAX SERIES - GENTLE SPIRAL BACK

STANDARD	CUSTOM WIDTH	CUSTOM HEIGHT
ADP: SEBWM0030	ADP: SEBWM0030 & SEBWM0035	ADP: SEBWM0030 & SEBWM0040

Height: 18"	Height: 18"	Height: All except 18"
Width: 16" & 18"	Width: All except 16" & 18"	Width: 16" & 18"

Available Heights: 16", 18" & 20"

CUSTOM

ADP: **SEBWM0030** W= **SEBWM0035** & H= **SEBWM0040**

Part Number: Refer below

PART NUMBERS


KTBS (W X H) **Gentle Laterals**

Fill in width (W) and height (H) to get part number.

E.g. For a W = 15" and H = 17" Back; Part number would be KTBS1517

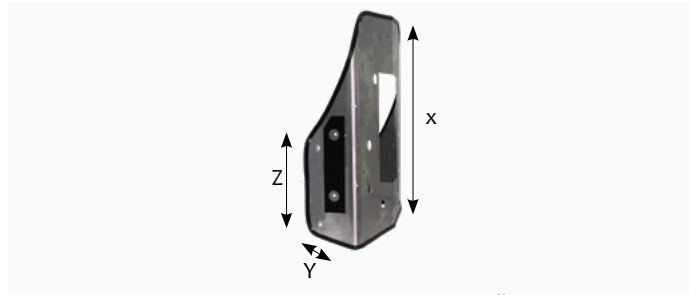
OVERLAYS

* Foam Pad * Visco * Gel



ADP: SEBND0015 SEBND0015 SEBND0020

* Up-charge items



X = Standard shell height 18"
 Y = Lateral depth 3" finished
 Z = Lateral height 10"

CUSTOMIZE ANYTHING

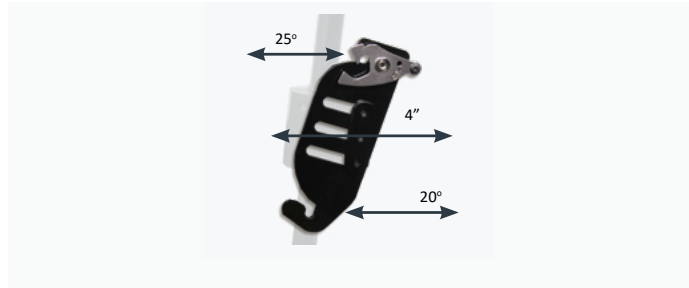
Power Plus Mobility's advanced machinery specializes in manufacturing custom parts to customers' specifications from either a drawing or a sample. The parts we manufacture can be simple or more complex and can be manufactured in small or large quantities. Contact your local sales representative with your specifications.

KEY FEATURES

- Gentle fit back with cutout that allows for curvature of the spine
- Comfortable High Resilience Foam
- 3lbs Aluminum, Light Weight Shell
- Pre Punched holes to mount headrest and laterals
- Easy to Install and Remove
- Height Adjustable
- TEK4 Waterproof material at the bottom of back for easy clean up



5 Points of Tension Adjustability



Accommodates Pelvic rotation and will allow for full back support with 25° of posterior and 20° of anterior adjustability.

SPECIFICATIONS	RELAX SERIES - SPIRAL FIT BACK
ADP	SEBWM0030 W= SEBWM0035 & H= SEBWM0040
STANDARD WIDTH RANGE	16" - 18"
CUSTOM WIDTH RANGE	15" or less and 19" or more
STANDARD HEIGHT RANGE	18"
CUSTOM HEIGHT RANGE	17" or less and 19" or more
AVAILABLE HARDWARE STYLES	One style which is universal to all our backs
ANGLE ADJUSTABLE	25° anterior adjustability, 20° of posterior adjustability
WIDTH ADJUSTABLE	2" of adjustability through the pins on the back
FITS TUBING SIZE	7/8" tubing or 1"
HEADREST MOUNT	Backs pre-drilled for headrest supports and lateral supports
FINISHED HEIGHT	Back Shell Size +2"

FULL FIT BACK



RELAX SERIES



The Relax Full Fit is an aluminum light weight formed back with hardware that allows for multiple adjustments. The Relax Full Fit with its very aggressive laterals is suited for users needing complex postural support and spinal alignment.

Quick Reference Guide

RELAX SERIES - FULL FIT BACK	
STANDARD ADP: SEBWM0010	CUSTOM SIZES ADP: SEBWM0015
Height: 18" Width: 16" & 18"	Height: All except 18" Width: All except 16" & 18"

Part Number: Refer below

PART NUMBERS


DU(W X H) Full Fit Laterals

Fill in width (W) and height (H) to get part number.

E.g. For a W = 15" and H = 17" Back; Part number would be DU1517


OVERLAYS

* Foam Pad * Visco * Gel



ADP: SEBND0015 SEBND0015 SEBND0020

* Up-charge items



X = Standard shell height 18"
 Y = Lateral depth 5" finished
 Z = Lateral height 10"

CUSTOMIZE ANYTHING

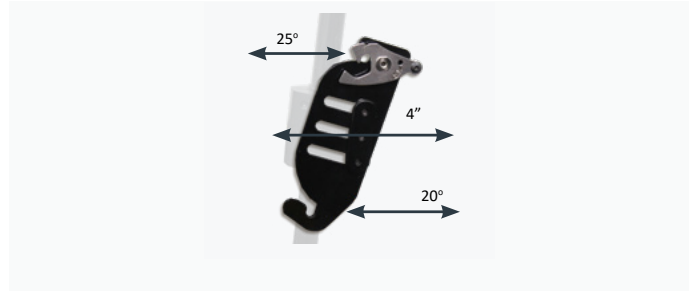
Power Plus Mobility's advanced machinery specializes in manufacturing custom parts to customers' specifications from either a drawing or a sample. The parts we manufacture can be simple or more complex and can be manufactured in small or large quantities. Contact your local sales representative with your specifications.

KEY FEATURES

- Provides aggressive laterals for complex posture support
- Comfortable High Resilience Foam
- 3 lbs. Aluminum, Light Weight Shell
- Pre Punched holes to mount headrest and laterals
- Adjustable/Removable Lumbar Support
- Easy to Install and Remove
- Height Adjustable
- TEK4 Waterproof material at the bottom of back for easy clean up



Inner Foam and Incontinent Cover



Accommodates Pelvic rotation and will allow for full back support with 25° of posterior and 20° of anterior adjustability.

SPECIFICATIONS	RELAX SERIES - FULL FIT BACK
ADP	SEBWM0010 & SEBWM0015
STANDARD WIDTH RANGE	16" - 18"
CUSTOM WIDTH RANGE	15" or less and 19" or more
STANDARD HEIGHT RANGE	18"
CUSTOM HEIGHT RANGE	17" or less and 19" or more
AVAILABLE HARDWARE STYLES	One style which is universal to all our backs
ANGLE ADJUSTABLE	25° anterior adjustability, 20° of posterior adjustability
WIDTH ADJUSTABLE	2" of adjustability through the pins on the back
FITS TUBING SIZE	7/8" tubing or 1"
HEADREST MOUNT	Backs pre-drilled for headrest supports and lateral supports
FINISHED HEIGHT	Back Shell Size +2"

FULL FIT BACK

RELAX

FULL FORM FIT BACK



RELAX
SERIES



The Relax Form Fit Back with its *Full* laterals is suited for users needing complex postural support and spinal alignment. This back is suited for complex seating and positioning needs. Cubes are removable to custom fit for spinal anomalies.

Quick Reference Guide

RELAX SERIES - FULL FORM BACK		
STANDARD ADP: SEBWM0026	CUSTOM WIDTH ADP: SEBWM0026 & SEB-WM0035	CUSTOM HEIGHT ADP: SEBWM0026 & SEBWM0040
Height: 18" Width: 16" & 18"	Height: 18" Width: All except 16" & 18"	Height: All except 18" Width: 16" & 18"
Available Heights: 16", 18" & 20"		

CUSTOM

ADP: **SEBWM0026** W= **SEBWM0035** & H= **SEBWM0040**

Part Number: Refer below

PART NUMBERS

SHUD (W X H) Full Laterals

Fill in width (W) and height (H) to get part number.

E.g. For a W = 15" and H = 17" Back; Part number would be SHUD1517

Poly Foam Cubes Part Numbers:

QUB6x6

Poly Foam Cubes 6x6

QUB12x12


Poly Foam Cubes 12x12

OVERLAYS

* Foam Pad

* Visco

* Gel



ADP:

SEBND0015

SEBND0015

SEBND0020

* Up-charge items



X = Standard shell height 18"
Y = Lateral depth 5" finished
Z = Lateral height 10"

CUSTOMIZE ANYTHING

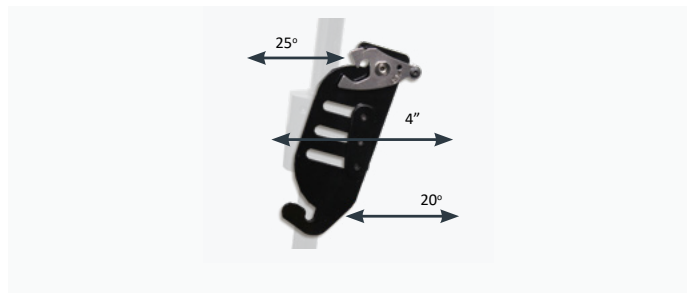
Power Plus Mobility's advanced machinery specializes in manufacturing custom parts to customers' specifications from either a drawing or a sample. The parts we manufacture can be simple or more complex and can be manufactured in small or large quantities. Contact your local sales representative with your specifications.

KEY FEATURES

- Full fit back lateral with removable cubes for custom fit
- Comfortable High Resilience Foam
- 3 lbs. Aluminum, Light Weight Shell
- Pre Punched holes to mount headrest and laterals
- Easy to Install and Remove
- Height Adjustable
- TEK4 Waterproof material at the bottom of back for easy clean up



Inner Foam and Incontinent Cover



Accommodates Pelvic rotation and will allow for full back support with 25° of posterior and 20° of anterior adjustability.

SPECIFICATIONS	RELAX SERIES - FORM FIT BACK
ADP	SEBWM0026 W= SEBWM0035 & H= SEBWM0040
STANDARD WIDTH RANGE	16" - 18"
CUSTOM WIDTH RANGE	15" or less and 19" or more
STANDARD HEIGHT RANGE	18"
CUSTOM HEIGHT RANGE	17" or less and 19" or more
AVAILABLE HARDWARE STYLES	One style which is universal to all our backs
ANGLE ADJUSTABLE	25° anterior adjustability, 20° of posterior adjustability
WIDTH ADJUSTABLE	2" of adjustability through the pins on the back
FITS TUBING SIZE	7/8" tubing or 1"
HEADREST MOUNT	Backs pre-drilled for headrest supports and lateral supports
FINISHED HEIGHT	Back Shell Size +2"

FULL SPIRAL FIT BACK



RELAX
SERIES



The Relax Spiral Fit Back with **Full laterals** is suited for users needing complex postural support and spinal alignment. This back is suited for users needing complex postural support and spinal adjustments. Accommodates for curvature of the spine allowing for comfortable posterior pelvic tilt.

Quick Reference Guide

RELAX SERIES - SNUG SPIRAL BACK		
STANDARD	CUSTOM WIDTH	CUSTOM HEIGHT
ADP: SEBWM0030	ADP: SEBWM0030 & SEBWM0035	ADP: SEBWM0030 & SEBWM0040
Height: 18"	Height: 18"	Height: All except 18"
Width: 16" & 18"	Width: All except 16" & 18"	Width: 16" & 18"
Available Heights: 16", 18" & 20"		

CUSTOM
ADP: **SEBWM0030** W= **SEBWM0035** & H= **SEBWM0040**

Part Number: Refer below

PART NUMBERS


KTBD (W X H) **Full Laterals**

Fill in width (W) and height (H) to get part number.

E.g. For a W = 15" and H = 17" Back; Part number would be KTBD1517

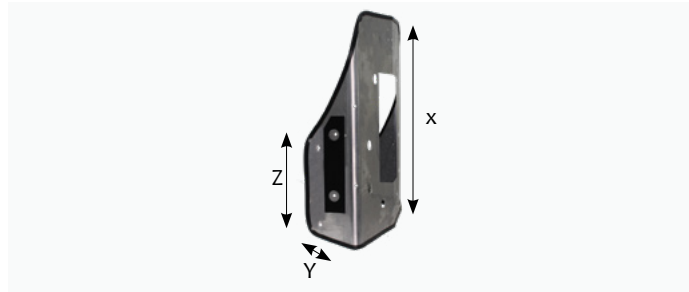
OVERLAYS

* Foam Pad * Visco * Gel



ADP: SEBND0015 SEBND0015 SEBND0020

* Up-charge items



X = Standard shell height 18"
Y = Lateral depth 5" finished
Z = Lateral height 10"

CUSTOMIZE ANYTHING

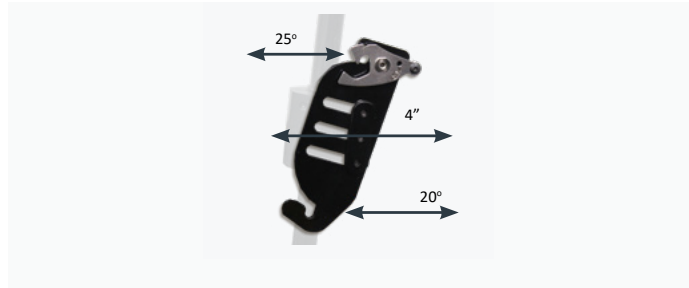
Power Plus Mobility's advanced machinery specializes in manufacturing custom parts to customers' specifications from either a drawing or a sample. The parts we manufacture can be simple or more complex and can be manufactured in small or large quantities. Contact your local sales representative with your specifications.

KEY FEATURES

- Full fit back laterals with cutout that allows for curvature of the spine
- Comfortable High Resilience Foam
- 3lbs Aluminum, Light Weight Shell
- Pre Punched holes to mount headrest and laterals
- Easy to Install and Remove
- Height Adjustable
- TEK4 Waterproof material at the bottom of back for easy clean up



5 Points of Tension Adjustability



Accommodates Pelvic rotation and will allow for full back support with 25° of posterior and 20° of anterior adjustability.

SPECIFICATIONS	RELAX SERIES - SPIRAL FIT BACK
ADP	SEBWM0030 W= SEBWM0035 & H= SEBWM0040
STANDARD WIDTH RANGE	16" - 18"
CUSTOM WIDTH RANGE	15" or less and 19" or more
STANDARD HEIGHT RANGE	18"
CUSTOM HEIGHT RANGE	17" or less and 19" or more
AVAILABLE HARDWARE STYLES	One style which is universal to all our backs
ANGLE ADJUSTABLE	25° anterior adjustability, 20° of posterior adjustability
WIDTH ADJUSTABLE	2" of adjustability through the pins on the back
FITS TUBING SIZE	7/8" tubing or 1"
HEADREST MOUNT	Backs pre-drilled for headrest supports and lateral supports
FINISHED HEIGHT	Back Shell Size +2"

FULL SPIRAL FIT BACK

RELAX

SNUG FIT BACK



RELAX SERIES



The Relax Snug Fit is an aluminum light weight formed back with hardware that allows for multiple adjustments. The Relax Snug Fit with its open hip laterals is suited for users needing complex postural support and spinal alignment. Provides 7" of mid Thoracic support.

Quick Reference Guide

RELAX SERIES - SNUG FIT BACK		
STANDARD ADP: SEBWM0027	CUSTOM WIDTH ADP: SEBWM0027 & SEBWM0035	CUSTOM HEIGHT ADP: SEBWM0027 & SEBWM0040
Height: 18" Width: 16" & 18"	Height: 18" Width: All except 16" & 18"	Height: All except 18" Width: 16" & 18"
Available Heights: 16", 18" & 20"		

CUSTOM
ADP: **SEBWM0027** W= **SEBWM0035** & H= **SEBWM0040**

Part Number: Refer below

PART NUMBERS

MDU(W X H) **Snug Laterals**

Fill in width (W) and height (H) to get part number.


E.g. For a W = 15" and H = 17" Back; Part number would be MDU1517

OVERLAYS



ADP: SEBND0015 SEBND0015 SEBND0020

* Up-charge items



W = Standard shell height 18"
 X = Lateral depth 5" finished
 Y = Space below lateral 4"
 Z = Lateral height 6" above cutout

CUSTOMIZE ANYTHING

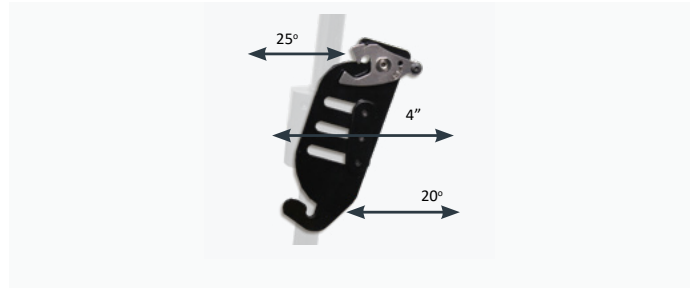
Power Plus Mobility's advanced machinery specializes in manufacturing custom parts to customers' specifications from either a drawing or a sample. The parts we manufacture can be simple or more complex and can be manufactured in small or large quantities. Contact your local sales representative with your specifications.

KEY FEATURES

- Provides complex postural support with open hip laterals
- Comfortable High Resilience Foam
- 3 lbs. Aluminum, Light Weight Shell
- Pre Punched holes to mount headrest and laterals
- Easy to Install and Remove
- Height Adjustable
- TEK4 Waterproof material at the bottom of back for easy clean up



Inner Foam and Incontinent Cover



Accommodates Pelvic rotation and will allow for full back support with 25° of posterior and 20° of anterior adjustability.

SPECIFICATIONS	RELAX SERIES - SNUG FIT BACK
ADP	SEBWM0027 W= SEBWM0035 & H= SEBWM0040
STANDARD WIDTH RANGE	16" - 18"
CUSTOM WIDTH RANGE	17" or less and 19" or more
STANDARD HEIGHT RANGE	18"
CUSTOM HEIGHT RANGE	17" or less and 19" or more
AVAILABLE HARDWARE STYLES	One style which is universal to all our backs
ANGLE ADJUSTABLE	25° anterior adjustability, 20° of posterior adjustability
WIDTH ADJUSTABLE	2" of adjustability through the pins on the back
FITS TUBING SIZE	7/8" tubing or 1"
HEADREST MOUNT	Backs pre-drilled for headrest supports and lateral supports
FINISHED HEIGHT	Back Shell Size +2"

SNUG FIT BACK

RELAX

SNUG FORM FIT BACK



RELAX
SERIES



The Relax Form Fit Back with *Snug* laterals is an aluminum light weight formed back with hardware that allows for multiple adjustments. The Relax Form Fit with its wide range of laterals is suited for complex seating and positioning needs. Cubes are removable to custom fit for spinal anomalies.

Quick Reference Guide

RELAX SERIES - SNUG FORM BACK		
STANDARD	CUSTOM WIDTH	CUSTOM HEIGHT
ADP: SEBWM0026	ADP: SEBWM0026 & SEBWM0035	ADP: SEBWM0026 & SEBWM0040
Height: 18" Width: 16" & 18"	Height: 18" Width: All except 16" & 18"	Height: All except 18" Width: 16" & 18"
Available Heights: 16", 18" & 20"		

CUSTOM
ADP: **SEBWM0026** W= **SEBWM0035** & H= **SEBWM0040**

Part Number: Refer below

PART NUMBERS

SHUM (W X H) **Snug Laterals**

Fill in width (W) and height (H) to get part number.

E.g. For a W = 15" and H = 17" Back; Part number would be SHUM1517

Poly Foam Cubes Part Numbers:


QUB6x6	Poly Foam Cubes 6x6
QUB12x12	Poly Foam Cubes 12x12

OVERLAYS

* Foam Pad

* Visco

* Gel




ADP:

SEBND0015

SEBND0015

SEBND0020

* Up-charge items



W = Standard shell height 18"
 X = Lateral depth 5" finished
 Y = Space below lateral 4"
 Z = Lateral height 6" above cutout

CUSTOMIZE ANYTHING

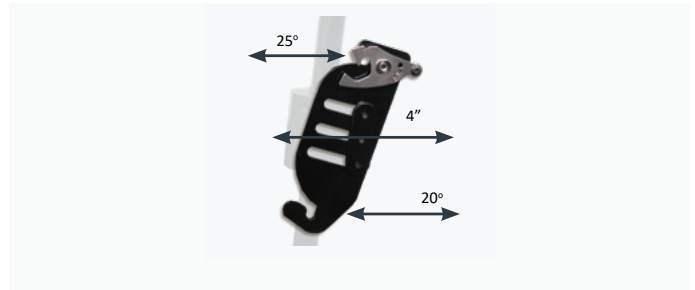
Power Plus Mobility's advanced machinery specializes in manufacturing custom parts to customers' specifications from either a drawing or a sample. The parts we manufacture can be simple or more complex and can be manufactured in small or large quantities. Contact your local sales representative with your specifications.

KEY FEATURES

- Snug fit back laterals with removable cubes for custom fit
- Comfortable High Resilience Foam
- 3 lbs. Aluminum, Light Weight Shell
- Pre Punched holes to mount headrest and laterals
- Easy to Install and Remove
- Height Adjustable
- TEK4 Waterproof material at the bottom of back for easy clean up



Removable Cube Foam



Accommodates Pelvic rotation and will allow for full back support with 25° of posterior and 20° of anterior adjustability.

SPECIFICATIONS	RELAX SERIES - FORM FIT BACK
ADP	SEBWM0026 W= SEBWM0035 & H= SEBWM0040
STANDARD WIDTH RANGE	16" - 18"
CUSTOM WIDTH RANGE	15" or less and 19" or more
STANDARD HEIGHT RANGE	18"
CUSTOM HEIGHT RANGE	17" or less and 19" or more
AVAILABLE HARDWARE STYLES	One style which is universal to all our backs
ANGLE ADJUSTABLE	25° anterior adjustability, 20° of posterior adjustability
WIDTH ADJUSTABLE	2" of adjustability through the pins on the back
FITS TUBING SIZE	7/8" tubing or 1"
HEADREST MOUNT	Backs pre-drilled for headrest supports and lateral supports
FINISHED HEIGHT	Back Shell Size +2"

SNUG FORM FIT BACK

RELAX

SNUG SPIRAL FIT BACK



RELAX
SERIES



The Relax Spiral Fit Back with *Snug* laterals is suited for users needing complex postural support and spinal adjustments. Accommodates for curvature of the spine allowing for comfortable posterior pelvic tilt.

Quick Reference Guide

RELAX SERIES - SNUG SPIRAL BACK

STANDARD
ADP: **SEBWM0030**

Height: 18"
Width: 16" & 18"

CUSTOM WIDTH
ADP: **SEBWM0030 & SEBWM0035**

Height: 18"
Width: All except 16" & 18"

CUSTOM HEIGHT
ADP: **SEBWM0030 & SEBWM0040**

Height: All except 18"
Width: 16" & 18"

Available Heights: 16", 18" & 20"

CUSTOM
ADP: **SEBWM0030** W= **SEBWM0035** & H= **SEBWM0040**

Part Number: Refer below

PART NUMBERS


KTBM (W X H) **Snug Laterals**

Fill in width (W) and height (H) to get part number.

E.g. For a W = 15" and H = 17" Back; Part number would be
KTBM1517

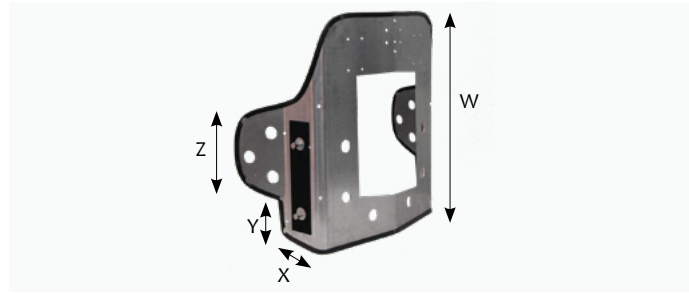
OVERLAYS

* Foam Pad * Visco * Gel



ADP: SEBND0015 SEBND0015 SEBND0020

* Up-charge items



W = Standard shell height 18"
 X = Lateral depth 5" finished
 Y = Space below lateral 4"
 Z = Lateral height 6" above cutout

CUSTOMIZE ANYTHING

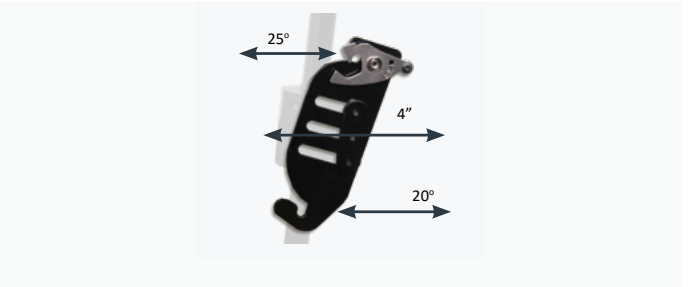
Power Plus Mobility's advanced machinery specializes in manufacturing custom parts to customers' specifications from either a drawing or a sample. The parts we manufacture can be simple or more complex and can be manufactured in small or large quantities. Contact your local sales representative with your specifications.

KEY FEATURES

- Snug fit back laterals with cutout that allows for curvature of the spine
- Comfortable High Resilience Foam
- 3lbs Aluminum, Light Weight Shell
- Pre Punched holes to mount headrest and laterals
- Easy to Install and Remove
- Height Adjustable
- TEK4 Waterproof material at the bottom of back for easy clean up



5 Points of Tension Adjustability



Accommodates Pelvic rotation and will allow for full back support with 25° of posterior and 20° of anterior adjustability.

SPECIFICATIONS	RELAX SERIES - SPIRAL FIT BACK
ADP	SEBWM0030 W= SEBWM0035 & H= SEBWM0040
STANDARD WIDTH RANGE	16" - 18"
CUSTOM WIDTH RANGE	15" or less and 19" or more
STANDARD HEIGHT RANGE	18"
CUSTOM HEIGHT RANGE	17" or less and 19" or more
AVAILABLE HARDWARE STYLES	One style which is universal to all our backs
ANGLE ADJUSTABLE	25° anterior adjustability, 20° of posterior adjustability
WIDTH ADJUSTABLE	2" of adjustability through the pins on the back
FITS TUBING SIZE	7/8" tubing or 1"
HEADREST MOUNT	Backs pre-drilled for headrest supports and lateral supports
FINISHED HEIGHT	Back Shell Size +2"

TENSION ADJUSTABLE BACK



RELAX
SERIES



Our **Tension Back** Upholstery provides trunk support and positioning needs. Additional overlays can be added such as Poly Foam, Visco Foam or Gel.

Quick Reference Guide			
Accessories - Tension Back Upholstery			
Part Number	Description	Dia	Product ADP Code
TAB	Tension Back Upholstery Nylon 18" or Less	1	WAMD
TABC	Tension Back Upholstery Custom Nylon 19" or Greater	1	WAME
TABD	Tension Back Upholstery Darlex 18" or Less	6	WAMD
TABCD	Tension Back Upholstery Custom Darlex 19" or Greater	6	WAME
TABE	Tension Back Upholstery Egg Crate 18" or Less	5	WAMD & SEBND0015
TABCE	Tension Back Upholstery Custom Egg Crate 19" or Greater	5	WAME & SEBND0015
TABG	Tension Back Upholstery Gel 18" or Less	4	WAMD & SEBND0020
TABCG	Tension Back Upholstery Custom Gel 19" or Greater	4	WAME & SEBND0020
PRG-P	Additional Pressure Relief Gel (6)	4	SEBND0020
PRF-P	Additional Pressure Relief Foam (6)	2,3	SEBND0015

CUSTOMIZE ANYTHING

Power Plus Mobility's advanced machinery specializes in manufacturing custom parts to customers' specifications from either a drawing or a sample. The parts we manufacture can be simple or more complex and can be manufactured in small or large quantities. Contact your local sales representative with your specifications.



Rear Back Angle



Rear straps can be adjusted to the curve of the spine

OVERLAYS




Diagram 2, 3, 4, 5 and 6 * Up-charge items

KEY FEATURES

- Comfortable High Resilience Foam
- Easy to Install and Remove
- Height Adjustable
- Adjustable Straps at the Rear

SPECIFICATIONS	RELAX SERIES - TENSION BACK
ADP	WAMD & WAME
STANDARD WIDTH RANGE	16" - 18"
CUSTOM WIDTH RANGE	15" or less and 19" or more
STANDARD HEIGHT RANGE	18"
CUSTOM HEIGHT RANGE	17" or less and 19" or more

SOFT CUSHION



RELAX SERIES



Waterproof zipper seals in the cushion and prevents fluids from entering inside of the cover.



Soft Cushion Layered

The **Relax Soft cushion** is formed to create excellent comfort through a one piece open cell foam. The base is a firm ultra cell polyurethane foam that provides a solid foundation for your cushion. This cushion provides good support and pressure right through the pelvic and thigh areas.

Quick Reference Guide

RELAX SERIES - SOFT CUSHION

REGULAR SIZES ADP: **SESWM0050**

Width = 14" - 20"

Part Number: Refer below

Length = 14" - 20"

PART NUMBERS

Part Number: RS(W X L)

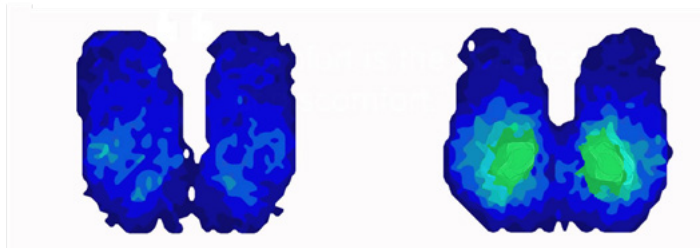
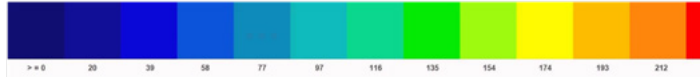
Fill in width (W) and length (L) to get part number.

E.g. For a W = 15 and L = 17 Cushion; Part number would be RS1517

COVER OPTIONS

Part Number	Description	ADP Codes
RS-COV	Standard Cover	SESND1050

Pressure Reading Scale in mm-Hg



Pressure Map	Relax Soft
Duration	1 hr
Weight	125 lbs./57 Kg
Average Pressure	30 mm-Hg

Pressure Map	Relax Soft
Duration	1 hr
Weight	200 lbs./57 Kg
Average Pressure	30 mm-Hg


CUSTOMIZE ANYTHING

Power Plus Mobility's advanced machinery specializes in manufacturing custom parts to customers' specifications from either a drawing or a sample. The parts we manufacture can be simple or more complex and can be manufactured in small or large quantities. Contact your local sales representative with your specifications.

KEY FEATURES

- Superior pressure reduction for users
- Light weight cushion 2.3 lbs.
- Excellent contouring for positioning
- Water fall front for thigh support and comfort
- Adductor for comfort and proper thigh positioning
- Incontinent inner cover
- Easy clean, incontinent, four way stretch outer cover
- Waterproof zipper on standard cushions

OVERLAYS



* Up-charge items

SPECIFICATIONS	RELAX SERIES - SOFT CUSHION
ADP	SESWM0050
PRODUCT WEIGHT	2.3 lbs. (16" - 20")
WIDTH	14" - 20"
DEPTH	14" - 20"
HEIGHT	2.5"
WEIGHT CAPACITY	250 lbs.


COMFY CUSHION



RELAX SERIES



Waterproof zipper seals in the cushion and prevents fluids from entering inside of the cover.



Comfy Cushion Layered

The **Relax Comfy cushion** provides even pressure distribution over weight bearing surfaces. For individuals with progressive postural change the Comfy cushion will allow for even pressure relief. The waterfall front edge of the cushion will accommodate foot propulsion or tight hamstrings. An increased open pelvic support area allows for greater distribution of pressure and greater pelvic support.

Quick Reference Guide

RELAX SERIES - COMFY CUSHION

REGULAR SIZES ADP: **SESWM0030**

Width = 14" - 20"

Part Number: Refer below

Length = 14" - 20"

PART NUMBERS

Part Number: RC(W X L)

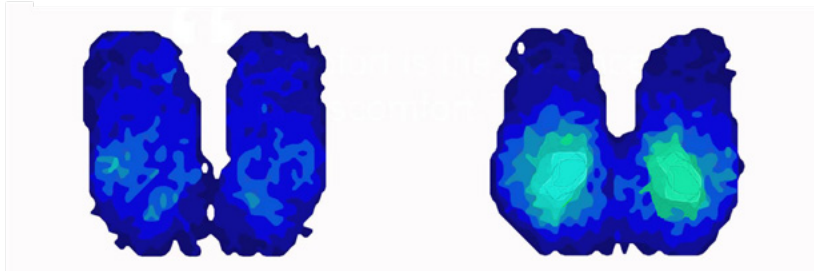
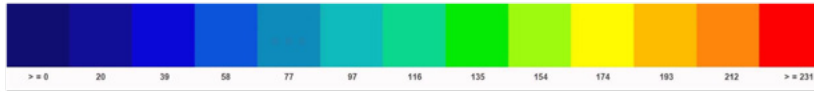
Fill in width (W) and length (L) to get part number.

E.g. For a W = 15 and L = 17 Cushion; Part number would be RC1517

COVER OPTIONS

Part Number	Description	ADP Codes
RC-COV	Standard Cover	SESD1050

Pressure Reading Scale in mm-Hg




Pressure Map	Relax Comfy
Duration	1 hr
Weight	125 lbs./57 Kg
Average Pressure	30 mm-Hg

Pressure Map	Relax Comfy
Duration	1 hr
Weight	200 lbs./57 Kg
Average Pressure	30 mm-Hg

CUSTOMIZE ANYTHING

Power Plus Mobility's advanced machinery specializes in manufacturing custom parts to customers' specifications from either a drawing or a sample. The parts we manufacture can be simple or more complex and can be manufactured in small or large quantities. Contact your local sales representative with your specifications.

OVERLAYS



* Up-charge items

KEY FEATURES

- Multiple layers of foam density allows for comfortable pelvic support and pressure relief
- Water Fall Front for Thigh Support and Comfort
- Abductor for Comfort and Proper Thigh Positioning
- Incontinent Inner Cover
- Easy Clean, Incontinent, Four Way Stretch Outer Cover

SPECIFICATIONS	RELAX SERIES - COMFY CUSHION
ADP	SESWM0030
PRODUCT WEIGHT	3.5 lbs. (16" x 18")
WIDTH	14" - 20"
DEPTH	14" - 20"
HEIGHT	3.5"
WEIGHT CAPACITY	250 lbs.


FIRM CUSHION



RELAX SERIES



Waterproof zipper seals in the cushion and prevents fluids from entering inside of the cover.



Firm Cushion Layered

The **Relax Firm** cushion provides integrated wedges within the cushion will allow for a off-loading effect from the Ischial Tuberosities onto the lateral shelf. The waterfall front edge of the cushion will accommodate foot propulsion or tight hamstrings. An increased open pelvic support area allows for greater distribution of pressure and greater pelvic support.

Quick Reference Guide

RELAX SERIES - FIRM CUSHION

ADP: **SESWM0040**

Width = 18" and up Part Number: Refer below

Length = 18" and up

PART NUMBERS

Part Number: RF(W X L)


Fill in width (W) and length (L) to get part number.

E.g. For a W = 15 and L = 17 Cushion; Part number would be RF1517

COVER OPTIONS

Part Number	Description	ADP Codes
RF-BCOV	Bariatric Cover	SESND1060

Pressure Reading Scale in mm-Hg



Pressure Map	Relax Firm
Duration	1 hr
Weight	125 lbs./57 Kg
Average Pressure	30 mm-Hg

Pressure Map	Relax Firm
Duration	1 hr
Weight	200 lbs./57 Kg
Average Pressure	30 mm-Hg

CUSTOMIZE ANYTHING

Power Plus Mobility's advanced machinery specializes in manufacturing custom parts to customers' specifications from either a drawing or a sample. The parts we manufacture can be simple or more complex and can be manufactured in small or large quantities. Contact your local sales representative with your specifications.

KEY FEATURES

- Integrated wedges to help offloading
- Multiple layers of foam density allows for comfortable pelvic support and pressure relief
- Water Fall Front for Thigh Support and Comfort
- Abductor for Comfort and Proper Thigh Positioning
- Incontinent Inner Cover
- Superior Pressure Reduction for Bariatric Users
- Easy Clean, Incontinent, Four Way Stretch Outer Cover

OVERLAYS



ADP: SEBND0015 SEBND0020

* Up-charge items

SPECIFICATIONS	RELAX SERIES - FIRM CUSHION
ADP	SESWM0040
PRODUCT WEIGHT	4 lbs. (16" x 18")
WIDTH	18" and Up
DEPTH	18" and Up
HEIGHT	3.75"
WEIGHT CAPACITY	Up to 600 lbs.

FIRM CUSHION

RELAX

SYSTEM P302C AIRFLOW CUSHION




RELAX SERIES

P302C - Polyair Cushion Dual Valve



Single handed inflating system



AIRFLOW Layered

The **AIRFLOW cushion** is formed to create excellent comfort through dual valve inflation system with two compartments. Each compartment can be adjusted with different air pressure for optimal comfort. Four way stretchable POLYMAILLE® cover allows the air cells to conform to the clients body. Laxprene® air pockets for maximum comfort and softness.

Quick Reference Guide

RELAX SERIES - AIRFLOW CUSHION

REGULAR SIZES ADP: **SE0001669**

Width = 16", 18", 20", 22" & 24"

Part Number: Refer below

Length = 16", 18" & 20"

PART NUMBERS

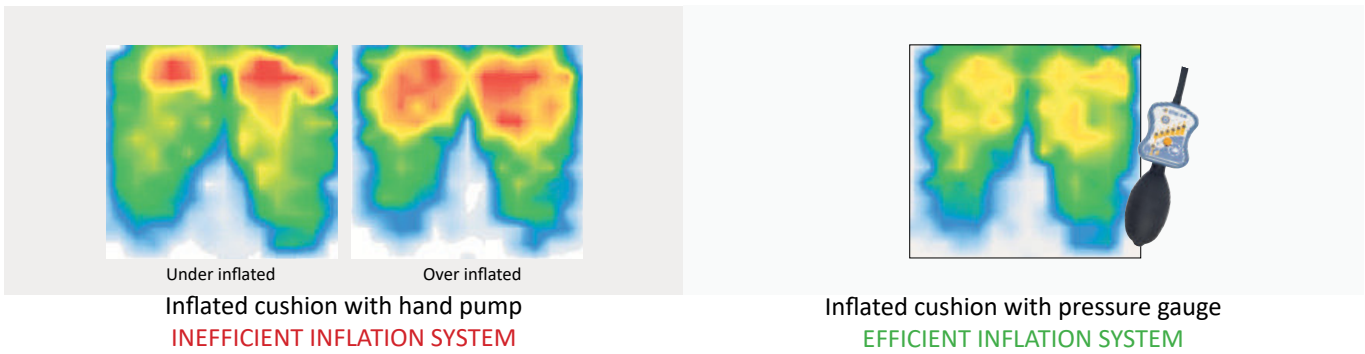
Dual Valve Part Number: ACD(W X L)

Fill in width (W) and length (L) to get part number.

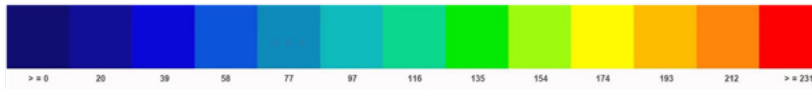
E.g. For a W = 18 and L = 20 Dual Valve Cushion; Part number would be ACD1820

COVER OPTIONS

Part Number	Description
ACDCOV	POLYMAILLE® Cover
ACDT4	TEK4 Infection Control Cover



Pressure Reading Scale in mm-Hg

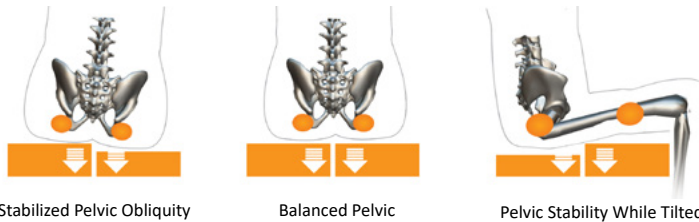


Pressure Map			
Duration	1 hr	1 hr	1 hr
Weight	125 lbs./57 Kg	200 lbs./57 Kg	250 lbs./57 Kg
Average Pressure	30 mm-Hg	40 mm-Hg	50 mm-Hg

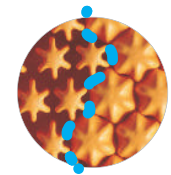
How to determine the inflating score?

You will need:

- Weight of the client
- Measurement of the pelvic circumference
- Cross the weight and pelvic circumference on the inflating chart and read inflating setting for efficient pressure sore prevention



SPECIFICATIONS	RELAX SERIES - AIRFLOW CUSHION
ADP	SE0001669
PRODUCT WEIGHT	6.5 lbs.
WIDTH	16", 18", 20", 22" & 24"
DEPTH	16", 18" & 20"
HEIGHT	4"
OPTIONS	DUAL VALVE WITH TWO AIR COMPARTMENT
WEIGHT CAPACITY	44 lbs. - 595 lbs.

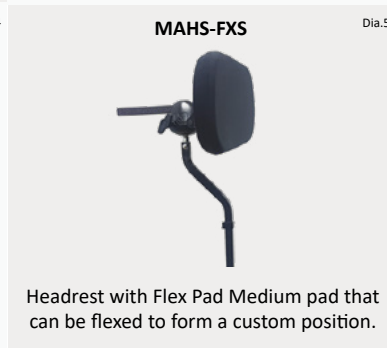
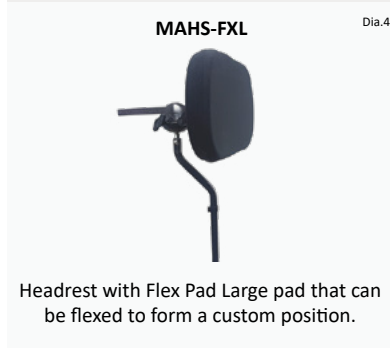
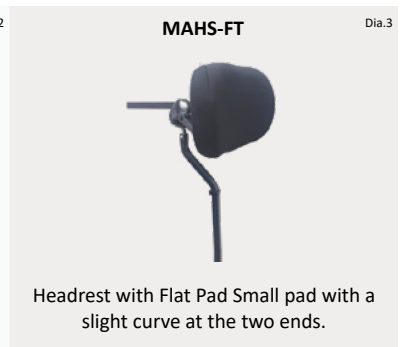
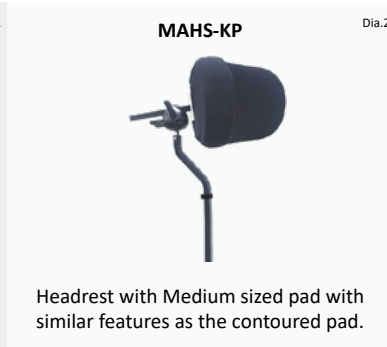
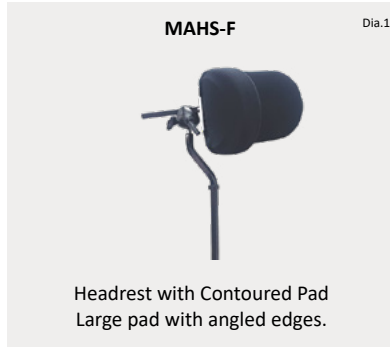


Two independent compartment inflation system to improve stability and comfort

HEADREST

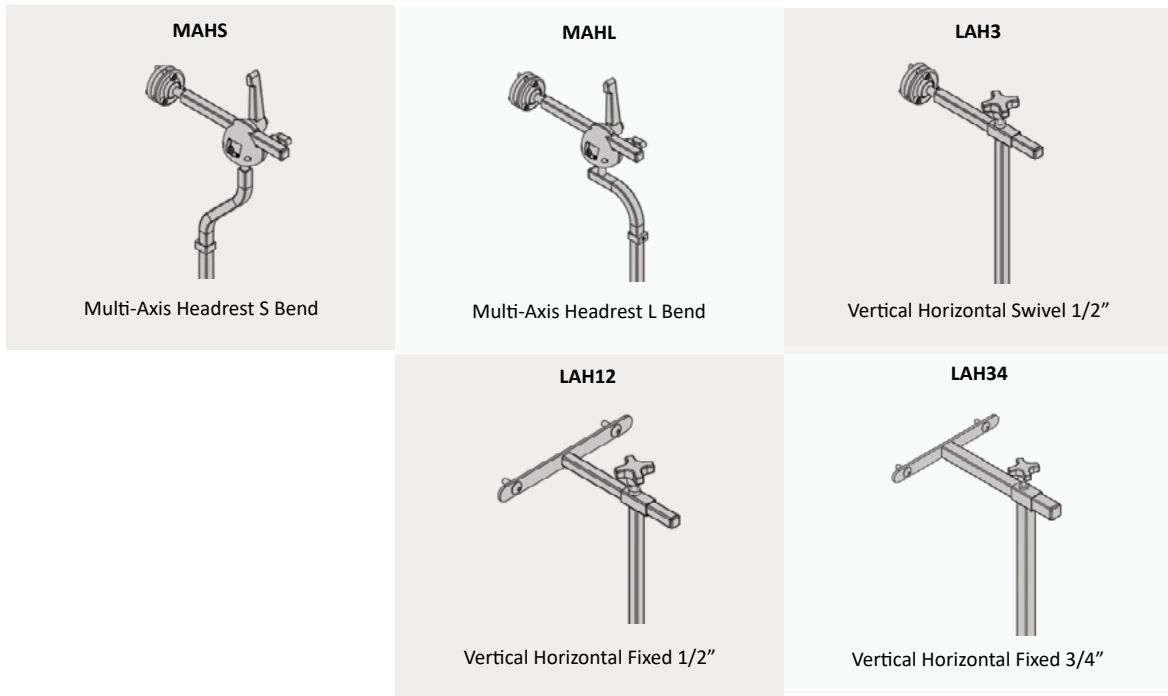


RELAX SERIES



Quick Reference Guide			
Accessories - Headrests and Hardware			
Part Number	Description	Dia	Product ADP Code
MAHS-F	Muti-Axis Headrest S Bend with Large Contoured Pad	1	SE0001542
MAHS-KP	Muti-Axis Headrest S Bend with Medium Contoured Pad	2	SE0001542
MAHS-FT	Muti-Axis Headrest S Bend with Small Flat Pad	3	SE0001542
MAHS-FXL	Muti-Axis Headrest S Bend with Large Flex Pad	4	SE0001542
MAHS-FXS	Muti-Axis Headrest S Bend with Medium Flex Pad	5	SE0001542
MAHS-PL	Muti-Axis Headrest S Bend with Large Poly Urethane Pad	6	SE0001542
MAHS-C	Muti-Axis Headrest S Bend with Large Square Pad	7	SE0001542
UHRA	Universal Headrest Plate - 1/2"	8	SEHND0020
UHRA3-4	Universal Headrest Plate - 3/4"	9	SEHND0020

Headrest Neck Chart



Headrest Pad Chart

PAD CODE	DESCRIPTION	INSIDE MEASUREMENT (W X H X T)	OUTSIDE MEASUREMENT (W X H X T)
C	Large Square Pad	12" X 8" X 2.25" (3.5" edges)	12" X 8" X 2.25" (3.5" edges)
F	Large Contoured Pad	14" X 6" X 1.5"	17" X 6" X 1.5"
KP	Medium Contoured Pad	11" X 6" X 1.5"	13" X 6" X 1.5"
FT	Small Flat Pad	10" X 6" X 1.5"	11" X 6" X 1.5"
FXL	Large Flex Pad	16" X 6" X 1.5"	16" X 6" X 1.5"
FXS	Small Flex Pad	11" X 6" X 1.5"	13" X 6" X 1.5"
PL	Large Poly Urethane Pad	12.5" X 5" X 1.5"	16" X 5" X 1.5"

ORDERING A HEADREST SET

Step 1: Choose a Neck from the Headrest Neck Chart Above

Step 2: Choose a Pad from the Headrest Pad Chart Above

Step 3: Add the Headrest Neck Code and the Pad Code together when submitting an order.

ACCESSORIES



RELAX SERIES

	Description	Part Number	ADP Code
	Tapered Laterals C/W Bite Out Tapered Laterals C/W Bite Out C/W Hardware - Left Tapered Laterals C/W Bite Out C/W Hardware - Right	LATB LATBL-P LATMHR-P	SELND0015
	Pommel		SEICF401L
	Small Adductor 8" Adjustable 4 Piece Removable Medium Adductor 10" Adjustable 4 Piece Removable Large Adductor 12" - Adjustable 4 Piece Removable Custom Adductor	ADD8-P ADD10-P ADD12-P ADDC-P	SELND0005
	Pressure Relief Gel	PRG-P	SEAND0035
	Custom Elbow Blocks (2)	CEB-P	SEMCF305L
	Trough Arm Support System Right Trough Arm Support System Left	CHPP-R CHPP-L	SETND0030, SEMCF305L, SEAND0035
	Full Tray Padded	ACC010	SETND0005 & SETND0035
	Full Tray Non Padded (ABS) Full Tray Non Padded Custom	ACC012 ACC012C	SETND0005 SETND0010
	Full Tray Clear Non Padded	ACC011	SETND0005
	Left Half Tray Padded Right Half Tray Padded	ACC014 ACC013	SETND0015 & SETND0035

ACCESSORIES



	Description	Part Number	ADP Code
	Left Half Tray Non Padded Custom Right Half Tray Non Padded Custom	ACC014C ACC013C	SETND0020
	Left Half Tray Clear Right Half Tray Clear	ACC016 ACC015	SETND0015
	Drop Base	SDB	SESND1020
	Pelvic Stabilizer Wedge	PSW	SEMCF204L
	Solid Seat Insert Solid Seat Base Up-to 18" Wide Solid Seat Base Over 18" Wide	SSI UPHT207 UPHT208	SESND1015
	4 Point Padded Seat Belt (2)	UPHA504	SERND0020
	2 Point Padded Seat Belt (6)	UPHA503	SERND0030
	Seat Belt Padded Cover	SBSCPAD	N/A
	Soft Constructure Sling Foot Box	CSL	sefnd0020
	Kit, Oxygen Tank Complete	538922	

ACCESSORIES

RELAX

ACCESSORIES



RELAX SERIES

	Description	Part Number	ADP Code
	1 Piece Double Footbox Not Padded	CSLPB-P	SEFCF103L
	Calf Panel Custom Calf Pad	NLS NLSC-P	SEFND0010
	Squared Contour Leg rest Channel – Standard 20” or Less Squared Contour Leg rest Channel – Custom 21” or Greater	CLC3 CLC3-C	SESND1035 SEMCF209L
	Tapered Contour Leg rest Channel – Standard 20” or Less Tapered Contour Leg rest Channel – Custom 21” or Greater	CLC2 CLC2-C	SESND1035 SEMCF209L
	No Pommel Leg rest Channel – Standard 20” or Less No Pommel Leg rest Channel – Custom 21” or Greater	CLC1 CLC1-C	SESND1035 SEMCF209L
	Guard, Footrest Hanger Cover Left Guard, Footrest Hanger Cover Right	538859 538860	SEFND0005
	Guard, Elevating Footrest Hanger Cover Left Guard, Elevating Footrest Hanger Cover Right	538857 538858	
	Guard, Pivot Footrest Receiver Cover Guard, Pin-Style Footrest Receiver Cover	538862 538861	
	Guard, Folding Footrest Receiver Cover Left Guard, Folding Footrest Receiver Cover Right	538775 538776	
	Kit, Adjustable IV Pole	548743	



CUSTOMIZE ANYTHING

Power Plus Mobility's advanced machinery specializes in manufacturing custom parts to customers' specifications from either a drawing or a sample. The parts we manufacture can be simple or more complex and can be manufactured in small or large quantities. Contact your local sales representative with your specifications.

CUSTOMIZE ANYTHING

RELAX

SIMPLE CUSTOMIZING PROCESS

- 1. CUSTOM CLIENT REQUEST**
- 2. ORDER PLACEMENT**
- 3. MANUFACTURING**
- 4. FINAL PRODUCT**



OUR PROMISE

With the assembly of our products done in Canada, as well as the years of experience through the interaction with our customers, we promise and plan on continually learning new ways to make their lives better.

Scan to download this booklet



POWERPLUSMOBILITY.COM
50 Malcolm Rd | Guelph, ON | Canada, N1K 1A9
Telephone (905)-614-0333 | Toll Free 1-(855)-614-0333
Fax (905)-614-0435