


# RELAX

# COMFY CUSHION



Comfy Cushion Layered

The **Relax Comfy** provides even pressure distribution over weight bearing surfaces. For individuals with progressive postural change the Comfy cushion will allow for even pressure relief. The waterfall front edge of the cushion will accommodate foot propulsion or tight hamstrings. An increased open pelvic support area allows for greater distribution of pressure and greater pelvic support.

### Quick Reference Guide

#### RELAX SERIES - COMFY CUSHION

REGULAR SIZES ADP: **SESWM0030**

Width = 14" - 20"

Part Number: Refer below

Length = 14" - 20"

#### PART NUMBERS

Part Number: RC(W X L)

Fill in width (W) and length (L) to get part number.

E.g. For a W = 15 and L = 17 Cushion; Part number would be RC1517


#### COVER OPTIONS

Part Number	Discription	ADP Codes
RC-COV	Standard Cover	<b>SESND1050</b>

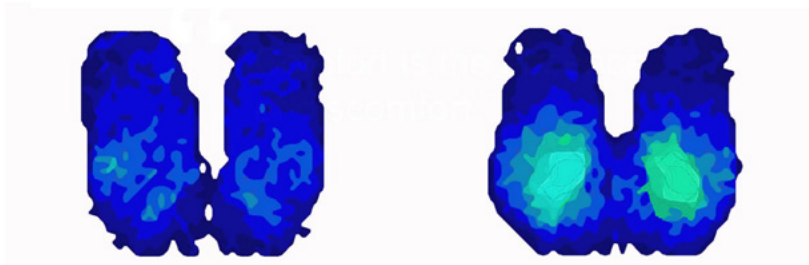
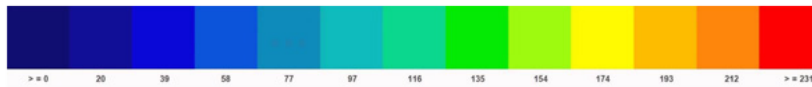
# RELAX

## WATERPROOF ZIPPER

Waterproof zipper seals in the cushion and prevents fluids from entering inside of the cover.



Pressure Reading Scale in mm-Hg



Pressure Map	Relax Comfy
Duration	1 hr
Weight	125 lbs./57 Kg
Average Pressure	30 mm-Hg


Pressure Map	Relax Comfy
Duration	1 hr
Weight	200 lbs./57 Kg
Average Pressure	30 mm-Hg

## KEY FEATURES

- Multiple layers of foam density allows for comfortable pelvic support and pressure relief
- Water Fall Front for Thigh Support and Comfort
- Abductor for Comfort and Proper Thigh Positioning
- Incontinent Inner Cover
- Easy Clean, Incontinent, Four Way Stretch Outer Cover

### OVERLAYS

\* Foam Pad      \* Visco      Incontinent



ADP: SEBND0015      SEBND0020

\* Up-charge items

SPECIFICATIONS	RELAX SERIES - COMFY CUSHION
ADP	<b>SESWM0030</b>
PRODUCT WEIGHT	3.5 lbs. (16" x 18")
WIDTH	14" - 20"
DEPTH	14" - 20"
HEIGHT	3.5"
WEIGHT CAPACITY	250 lbs.

COMFY CUSHION

RELAX

CUSHIONS