

GENTLE FIT BACK



RELAX
SERIES

The Relax Gentle Fit Back is made with mild laterals is suited for users needing moderate mid-line support. This back rest also provides 10 inches of lower thoracic support.

Quick Reference Guide

RELAX SERIES - GENTLE FIT BACK

STANDARD

ADP: **SEBWM0020**

Height: 18"

Width: 16" & 18"

CUSTOM SIZES

ADP: **SEBWM0025**

Height: All except 18"

Width: All except 16" & 18"

Part Number: Refer below

PART NUMBERS


SUB(W X H) **Gentle Laterals**

Fill in width (W) and height (H) to get part number.

E.g. For a W = 15" and H = 17" Back; Part number would be SUB1517


OVERLAYS

* Foam Pad * Visco * Gel



ADP: SEBND0015 SEBND0015 SEBND0020

* Up-charge items



X = Standard shell height 18"
 Y = Lateral depth 3" finished
 Z = Lateral height 10"

CUSTOMIZE ANYTHING

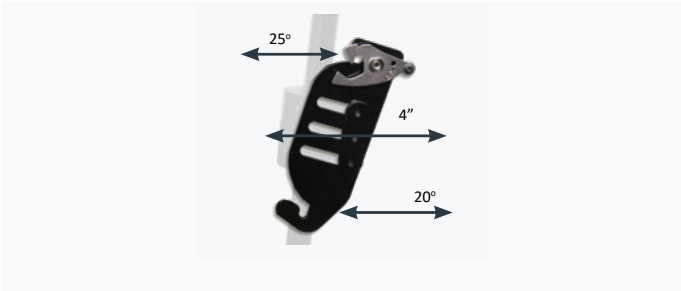
Power Plus Mobility's advanced machinery specializes in manufacturing custom parts to customers' specifications from either a drawing or a sample. The parts we manufacture can be simple or more complex and can be manufactured in small or large quantities. Contact your local sales representative with your specifications.

KEY FEATURES

- Provides moderate midline support
- Comfortable High Resilience Foam
- 3 lbs. Aluminum, Light Weight Shell
- Pre Punched holes to mount headrest and laterals
- Easy to Install and Remove
- Height Adjustable
- Suited for freedom support
- TEK4 Waterproof material at the bottom of back for easy clean up



Rear Back Angle



Accommodates Pelvic rotation and will allow for full back support with 25° of posterior and 20° of anterior adjustability.

GENTLE FIT BACK

RELAX

SPECIFICATIONS	RELAX SERIES - GENTLE FIT BACK
ADP	SEBWM0020 & SEBWM0025
STANDARD WIDTH RANGE	16" - 18"
CUSTOM WIDTH RANGE	15" or less and 19" or more
STANDARD HEIGHT RANGE	18"
CUSTOM HEIGHT RANGE	17" or less and 19" or more
AVAILABLE HARDWARE STYLES	One style which is universal to all our backs
ANGLE ADJUSTABLE	25° anterior adjustability, 20° of posterior adjustability
WIDTH ADJUSTABLE	2" of adjustability through the pins on the back
FITS TUBING SIZE	7/8" tubing or 1"
HEADREST MOUNT	Backs pre-drilled for headrest supports and lateral supports
FINISHED HEIGHT	Back Shell Size +2"