

SHU Form Fit Back - Seating



Customer Name: _____
 Address: _____ PO #: _____
 City: _____ Phone #: _____ Date: _____
 Account #: _____ Authorizer Name: _____



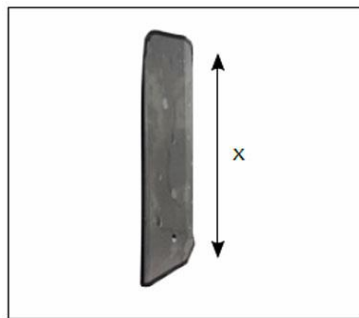
STANDARD SIZES	PRICING	CUSTOM SIZES	Choose one below, then enter size	PRICING
<input type="checkbox"/> SHUF16X18 W/No Laterals W16"X18"H	820	<input type="checkbox"/> SHUFC	W/No Laterals Custom	820
<input type="checkbox"/> SHUF18X18 W/No Laterals W18"X18"H	820	<input type="checkbox"/> SHUMC	W/Snug Laterals Custom	820
<input type="checkbox"/> SHUF20X18 W/No Laterals W20"X18"H	820	<input type="checkbox"/> SHUSC	W/Gentle Laterals Custom	820
<input type="checkbox"/> SHUM16X18 W/Snug Laterals W16"X18"H	820	<input type="checkbox"/> SHUDC	W/Full Laterals Custom	820
<input type="checkbox"/> SHUM18X18 W/Snug Laterals W18"X18"H	820	SHUDCW	Width: _____	+176
<input type="checkbox"/> SHUM20X18 W/Snug Laterals W20"X18"H	820	SHUDCH	Height: _____	+176
<input type="checkbox"/> SHUS16X18 W/Gentle Laterals W16"X18"H	820	ADDITIONAL OVERLAYS		PRICING
<input type="checkbox"/> SHUS18X18 W/Gentle Laterals W18"X18"H	820	<input type="checkbox"/> SHUOLF	Foam Pad	116
<input type="checkbox"/> SHUS20X18 W/Gentle Laterals W20"X18"H	820	<input type="checkbox"/> SHUOLV1	Visco Overlay Half (3 Pieces)	348
<input type="checkbox"/> SHUD16X18 W/Full Laterals W16"X18"H	820	<input type="checkbox"/> SHUOLV2	Visco Overlay Full (6 pieces)	696
<input type="checkbox"/> SHUD18X18 W/Full Laterals W18"X18"H	820	<input type="checkbox"/> SHUOLG1	Gel Overlay Half (3 Pieces)	348
<input type="checkbox"/> SHUD20X18 W/Full Laterals W20"X18"H	820	<input type="checkbox"/> SHUOLG2	Gel Overlay Full (6 Pieces)	696

PIN OPTIONS	PRICING	COVER OPTIONS	PRICING
<input type="checkbox"/> SHUP1 1" Long Pins	40	<input type="checkbox"/> SHUCOV Standard	N/C
(Standard) <input type="checkbox"/> SHUP34 3/4" Long Pins	N/C	<input type="checkbox"/> SHUCT4 TEK4 Infection Control Cover	N/C

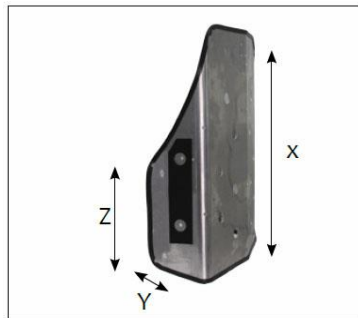
EXTRA COVER	PRICING
<input type="checkbox"/> SHUCC Standard Cover	99
<input type="checkbox"/> SHUOT4 TEK4 Infection Control Cover	99
<input type="checkbox"/> SHUCD Custom Cover <input type="checkbox"/> Standard <input type="checkbox"/> TEK4	134
<input type="checkbox"/> SHUCDW Width: _____	
<input type="checkbox"/> SHUCDH Height: _____	

*Note: Please enter the size above for standard or custom cover

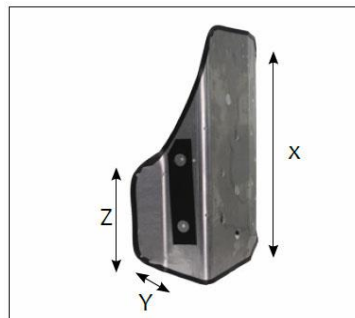
BACK SHELL SPECIFICATIONS DIAGRAM



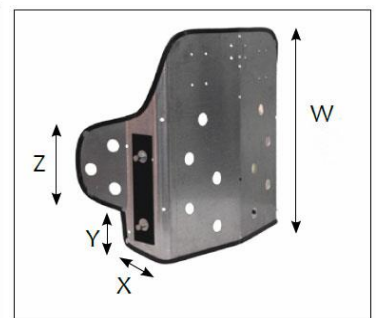
NO LATERAL
 X = Standard shell height 18"



GENTLE LATERAL
 X = Standard shell height 18"
 Y = Lateral depth 3" finished
 Z = Lateral height 10"



FULL LATERAL
 X = Standard shell height 18"
 Y = Lateral depth 5" finished
 Z = Lateral height 10"



SNUG LATERAL
 W = Standard shell height 18"
 X = Lateral depth 5"
 Y = Space below lateral 4" finished
 Z = Lateral height 6"